



Key Statistics for Reid Memorial Library

January 1, 2023 – December 31, 2023



1,316

Total Items Checked-Out

items were checked-out from Reid Library.

This was a **33%** increase from 2022 in spite of not being fully open until August of 2023. Flooding from a frozen pipe on Christmas Day 2022 required extensive repairs and renovation.

1,528

Reference Assistance

questions were asked by LC students, faculty, and staff.

431

New Items Added

new items were cataloged and added to the Reid Library physical collection in 2023.

74,830

Total Database Searches

searches of library databases were initiated by LC faculty, staff, and students.

458

Information Literacy Instruction

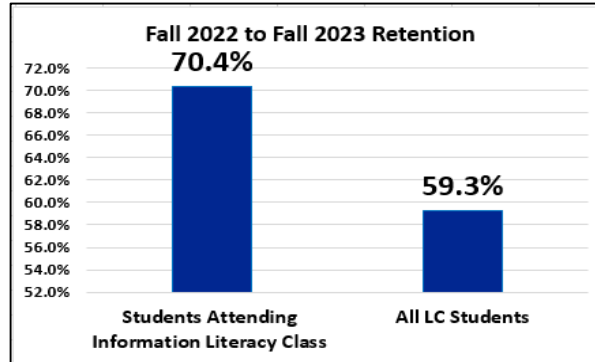
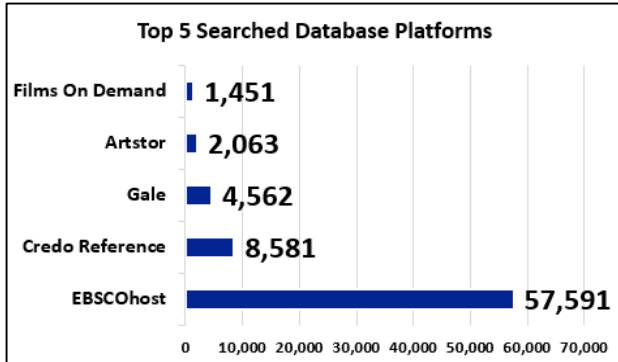
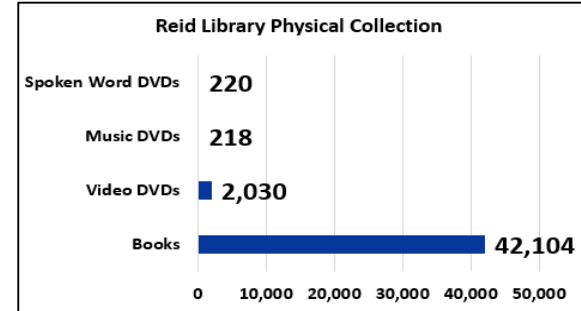
students attended an information literacy class in 2023.

Reid Library Collections

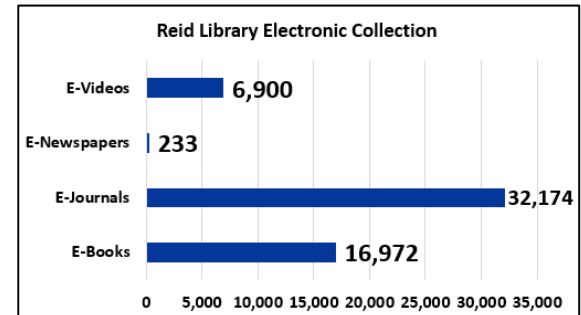
Reid Library's physical collection of books, DVDs, and other materials is **44,842**.

Library Impact on Student Retention

70.4% of degree-seeking students attending an information literacy class in Fall 2022 returned in Fall 2023.



Total subscriptions to Reid Library's electronic collection of videos, newspapers, journals, and books is **56,279**.



181

Interlibrary Loan - Borrowing

items were borrowed by LC faculty, staff, and students from other libraries.

493

Interlibrary Loan - Lending

items from the Reid Library collection were lent to other libraries.